

## Luminaire Photograph



Light Output Ratio:	83.3%	
Luminaire Power:	11.1 W	
SHR Nominal:	0.50	Calculated using the TM5
SHR Maximum:	0.65	fine grid method.

C Range: 0 - 360DEG  
C Interval: 30.0DEG  
Test Speed: HIGH  
Temperature: 25.3 °C  
Operators: Zoe  
Test Date: 2023-8-1

Range: 0 - 180DEG  
Interval: 1.0DEG  
Test System: EVERFINE GO-SPEX500\_V1 SYSTEM V2.00.416  
Humidity: 65.0%  
Test Distance: 3.160m [K=1.0000]  
Remarks: LAMP: CMA1306-0000-000N0U0A30G Ra:90  
LENS: PM-1084B 36R  
DRIVER: 9290 028 088 250mA  
30minutes warm-up

## LUMINOUS INTENSITY DISTRIBUTION DIAGRAM

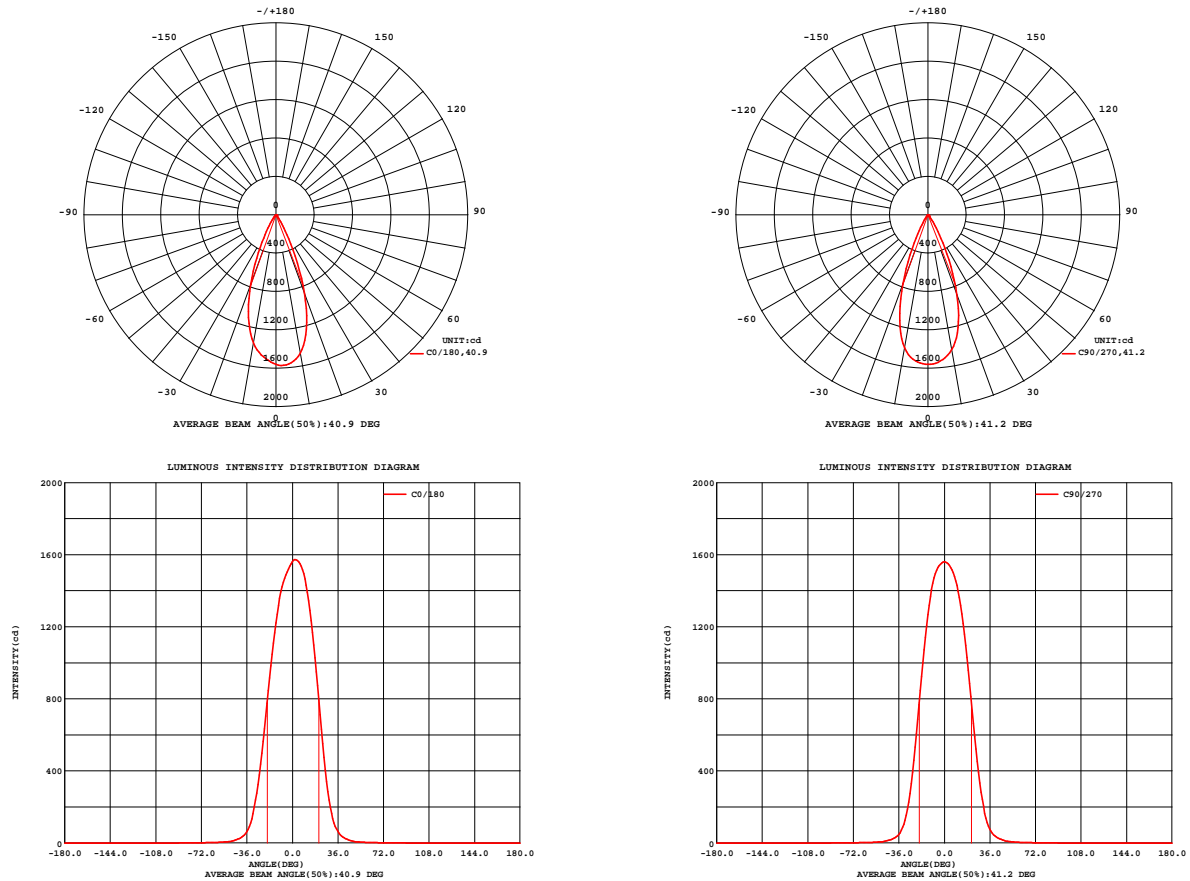


Fig. C0/C180

Fig. C90/C270

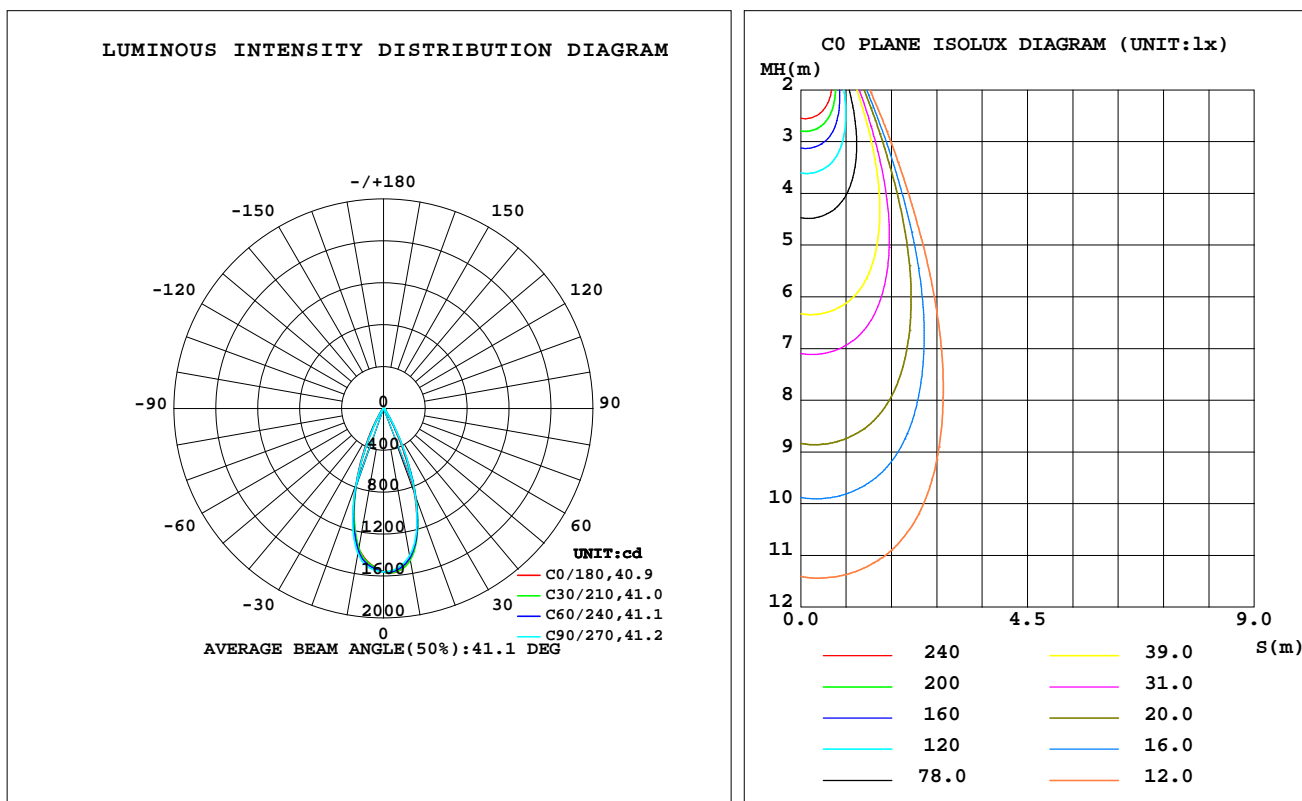
C Range: 0 - 360DEG  
C Interval: 30.0DEG  
Test Speed: HIGH  
Temperature: 25.3 °C  
Operators: Zoe  
Test Date: 2023-8-1

Range: 0 - 180DEG  
Interval: 1.0DEG  
Test System: EVERFINE GO-SPEX500\_V1 SYSTEM V2.00.416  
Humidity: 65.0%  
Test Distance: 3.160m [K=1.0000]  
Remarks: LAMP: CMA1306-0000-000N0U0A30G Ra: 90  
LENS: PM-1084B 36R  
DRIVER: 9290 028 088 250mA  
30minutes warm-up

## LUMINAIRE PHOTOMETRIC TEST REPORT

Test:U:220.13V I:0.0522A P:11.098W PF:0.9636 Freq:49.99Hz Lamp Flux:896.707x1 lm		
NAME: 2218.510-ACOT-97	TYPE:	WEIGHT:
SPEC.: 3000K	DIM.:	SERIAL No.: 2308010958
MFR.: RISE	SUR.: 0.001589625m2	Shielding Angle:

DATA OF LAMP		PHOTOMETRIC DATA Eff: 67.30 lm/W			
MODEL	CREE	I <sub>max</sub> (cd)	1572	S/MH(C0/180)	0.63
NOMINAL POWER(W)	11	LOR(%)	83.3	S/MH(C90/270)	0.61
RATED VOLTAGE(V)	220	TOTAL FLUX(lm)	746.92	UP,DN(C0-180)	0.0,43.6
NOMINAL FLUX(lm)	896.707	CIE CLASS	DIRECT	UP,DN(C180-360)	0.0,39.7
LAMPS INSIDE	1	up(%)	0.0	CIBSE SHR NOM	0.50
TEST VOLTAGE(V)	220	down(%)	83.3	CIBSE SHR MAX	0.65



C Range: 0 - 360DEG  
C Interval: 30.0DEG  
Test Speed: HIGH  
Temperature:25.3℃  
Operators:Zoe  
Test Date:2023-8-1

Range: 0 - 180DEG  
Interval: 1.0DEG  
Test System:EVERFINE GO-SPEX500\_V1 SYSTEM V2.00.416  
Humidity:65.0%  
Test Distance:3.160m [K=1.0000]  
Remarks: LAMP:CMA1306-0000-000N0U0A30G Ra:90  
LENS: PM-1084B 36R  
DRIVER: 9290 028 088 250mA  
30minutes warm-up

## ZONAL FLUX DIAGRAM

### ZONAL FLUX DIAGRAM:

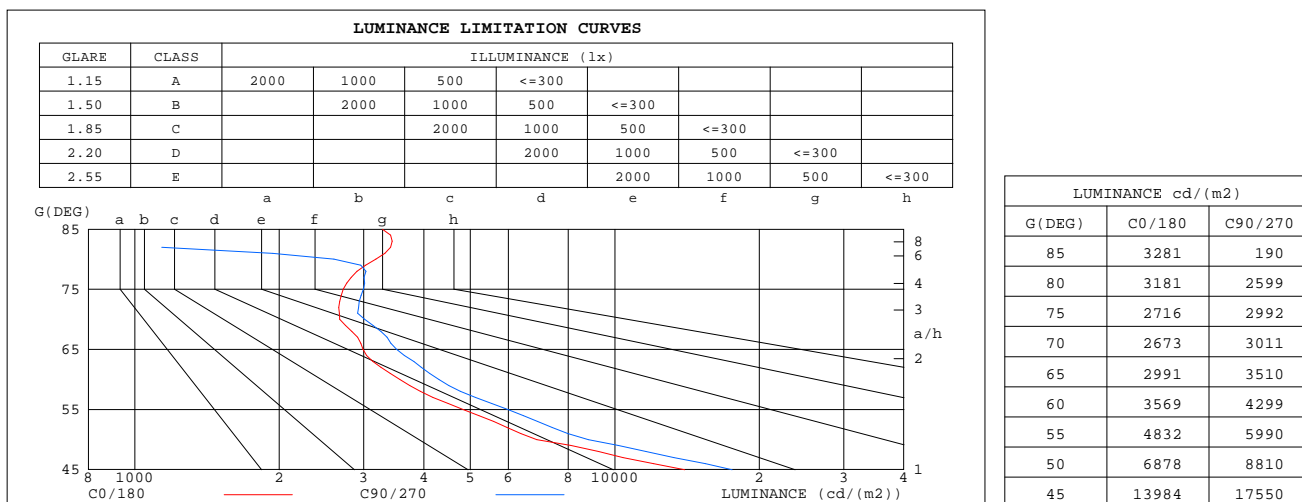
	C0	C45	C90	C135	C180	C225	C270	C315		zone	total	%lum,lamp
10	1465	1460	1428	1380	1359	1369	1408	1449	0- 10	142.3	142.3	19.1,15.9
20	872.4	900.8	886.0	816.8	774.5	748.9	765.8	828.4	10- 20	318.2	460.5	61.7,51.4
30	197.3	231.2	242.8	216.5	200.2	168.4	153.8	177.7	20- 30	211.1	671.6	89.9,74.9
40	33.45	37.55	39.37	36.36	32.84	28.10	25.68	29.25	30- 40	54.11	725.7	97.2,80.9
50	7.024	8.240	9.001	8.726	7.655	6.888	6.352	6.556	40- 50	13.15	738.9	98.9,82.4
60	2.835	3.155	3.416	3.311	3.164	2.955	2.781	2.782	50- 60	4.351	743.2	99.5,82.9
70	1.453	1.580	1.637	1.679	1.625	1.503	1.417	1.405	60- 70	2.191	745.4	99.8,83.1
80	0.8775	0.8175	0.7172	0.9374	0.9854	0.8194	0.5478	0.6896	70- 80	1.243	746.7	100,83.3
90	0	0	0	0	0	0	0	0	80- 90	0.2648	746.9	100,83.3
100	0	0	0	0	0	0	0	0	90-100	0	746.9	100,83.3
110	0	0	0	0	0	0	0	0	100-110	0	746.9	100,83.3
120	0	0	0	0	0	0	0	0	110-120	0	746.9	100,83.3
130	0	0	0	0	0	0	0	0	120-130	0	746.9	100,83.3
140	0	0	0	0	0	0	0	0	130-140	0	746.9	100,83.3
150	0	0	0	0	0	0	0	0	140-150	0	746.9	100,83.3
160	0	0	0	0	0	0	0	0	150-160	0	746.9	100,83.3
170	0	0	0	0	0	0	0	0	160-170	0	746.9	100,83.3
180	0	0	0	0	0	0	0	0	170-180	0	746.9	100,83.3
DEG	LUMINOUS INTENSITY:cd									UNIT:lm		

C Range: 0 - 360DEG  
C Interval: 30.0DEG  
Test Speed: HIGH  
Temperature:25.3℃  
Operators:Zoe  
Test Date:2023-8-1

Range: 0 - 180DEG  
Interval: 1.0DEG  
Test System:EVERFINE GO-SPEX500\_V1 SYSTEM V2.00.416  
Humidity:65.0%  
Test Distance:3.160m [K=1.0000]  
Remarks: LAMP:CMA1306-0000-000N0U0A30G Ra:90  
LENS: PM-1084B 36R  
DRIVER: 9290 028 088 250mA  
30minutes warm-up

## LUMINANCE LIMITATION CURVES

Test:U:220.13V I:0.0522A P:11.098W PF:0.9636 Freq:49.99Hz Lamp Flux:896.707x1 lm		
NAME: 2218.510-ACOT-97	TYPE:	WEIGHT:
SPEC.: 3000K	DIM.:	SERIAL No.: 2308010958
MFR.: RISE	SUR.: 0.001589625m2	Shielding Angle:



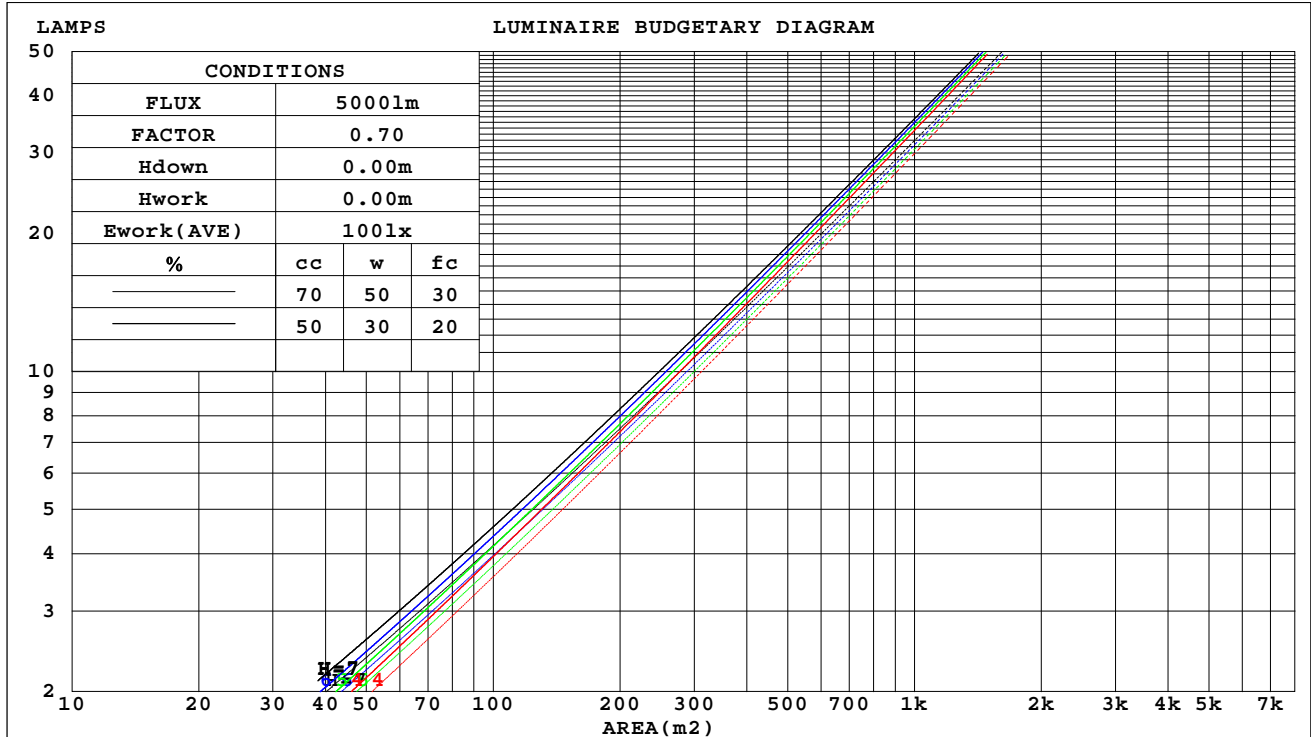
C Range: 0 - 360DEG  
C Interval: 30.0DEG  
Test Speed: HIGH  
Temperature:25.3℃  
Operators:Zoe  
Test Date:2023-8-1

Range: 0 - 180DEG  
Interval: 1.0DEG  
Test System:EVERFINE GO-SPEX500\_V1 SYSTEM V2.00.416  
Humidity:65.0%  
Test Distance:3.160m [K=1.0000]  
Remarks: LAMP:CMA1306-0000-000N0U0A30G Ra:90  
LENS: PM-1084B 36R  
DRIVER: 9290 028 088 250mA  
30minutes warm-up

## CU AND LUMINAIRE BUDGETARY ESTIMATE DIAGRAM

Test:U:220.13V I:0.0522A P:11.098W PF:0.9636 Freq:49.99Hz Lamp Flux:896.707x1 lm		
NAME: 2218.510-ACOT-97	TYPE:	WEIGHT:
SPEC.: 3000K	DIM.:	SERIAL No.: 2308010958
MFR.: RISE	SUR.: 0.001589625m2	Shielding Angle:

cc	80%			70%			50%			30%			10%			0
w	50%	30%	10%	50%	30%	10%	50%	30%	10%	50%	30%	10%	50%	30%	10%	0
fc	20%			20%			20%			20%			20%			0
RCR	RCR:Room Cavity Ratio															



C Range: 0 - 360DEG  
C Interval: 30.0DEG  
Test Speed: HIGH  
Temperature:25.3℃  
Operators:Zoe  
Test Date:2023-8-1

Range: 0 - 180DEG  
Interval: 1.0DEG  
Test System:EVERFINE GO-SPEX500\_V1 SYSTEM V2.00.416  
Humidity:65.0%  
Test Distance:3.160m [K=1.0000]  
Remarks: LAMP:CMA1306-0000-000N0U0A30G Ra:90  
LENS: PM-1084B 36R  
DRIVER: 9290 028 088 250mA  
30minutes warm-up

### WEC AND CCEC

Test:U:220.13V I:0.0522A P:11.098W PF:0.9636 Freq:49.99Hz Lamp Flux:896.707x1 lm		
NAME: 2218.510-ACOT-97	TYPE:	WEIGHT:
SPEC.: 3000K	DIM.:	SERIAL No.: 2308010958
MFR.: RISE	SUR.: 0.001589625m2	Shielding Angle:

cc	80%			70%			50%			30%			10%			0
w	50%	30%	10%	50%	30%	10%	50%	30%	10%	50%	30%	10%	50%	30%	10%	0
fc	20%			20%			20%			20%			20%			0
RCR	RCR:Room Cavity Ratio						Wall Exitance Coefficients(WEC)									
0.0																
1.0	.130	.074	.023	.124	.071	.023	.114	.065	.021	.104	.060	.019	.096	.055	.018	
2.0	.122	.067	.021	.118	.065	.020	.109	.061	.019	.101	.057	.018	.094	.053	.017	
3.0	.115	.061	.018	.111	.060	.018	.104	.056	.017	.097	.053	.016	.091	.050	.016	
4.0	.109	.057	.017	.106	.055	.016	.099	.053	.016	.094	.050	.015	.088	.048	.015	
5.0	.103	.053	.015	.100	.052	.015	.095	.049	.015	.090	.048	.014	.085	.046	.014	
6.0	.098	.049	.014	.096	.048	.014	.091	.047	.014	.087	.045	.013	.083	.044	.013	
7.0	.094	.046	.013	.092	.046	.013	.088	.044	.013	.084	.043	.012	.080	.042	.012	
8.0	.090	.044	.012	.088	.043	.012	.084	.042	.012	.081	.041	.012	.078	.040	.012	
9.0	.086	.042	.012	.084	.041	.012	.081	.040	.011	.078	.039	.011	.075	.038	.011	
10.0	.083	.040	.011	.081	.039	.011	.078	.038	.011	.076	.038	.011	.073	.037	.011	

cc	80%			70%			50%			30%			10%			0
w	50%	30%	10%	50%	30%	10%	50%	30%	10%	50%	30%	10%	50%	30%	10%	0
fc	20%			20%			20%			20%			20%			0
RCR	RCR:Room Cavity Ratio			Ceiling Cavity Exitance Coefficients(CCEC)												
0.0	.159	.159	.159	.136	.136	.136	.093	.093	.093	.053	.053	.053	.017	.017	.017	
1.0	.141	.131	.122	.121	.113	.105	.083	.077	.073	.048	.045	.042	.015	.014	.014	
2.0	.127	.110	.096	.109	.095	.083	.075	.066	.058	.043	.038	.034	.014	.012	.011	
3.0	.116	.094	.077	.099	.081	.067	.068	.057	.047	.039	.033	.028	.013	.011	.009	
4.0	.106	.082	.063	.091	.071	.055	.063	.049	.039	.036	.029	.023	.012	.009	.008	
5.0	.098	.072	.052	.084	.062	.046	.058	.043	.032	.034	.026	.019	.011	.008	.006	
6.0	.092	.064	.044	.079	.055	.038	.054	.039	.027	.031	.023	.016	.010	.007	.005	
7.0	.086	.057	.037	.074	.050	.033	.051	.035	.023	.030	.021	.014	.010	.007	.005	
8.0	.081	.052	.032	.069	.045	.028	.048	.032	.020	.028	.019	.012	.009	.006	.004	
9.0	.076	.047	.028	.066	.041	.024	.046	.029	.017	.027	.017	.010	.009	.006	.003	
10.0	.072	.044	.024	.062	.038	.021	.043	.027	.015	.025	.016	.009	.008	.005	.003	

C Range: 0 - 360DEG  
C Interval: 30.0DEG  
Test Speed: HIGH  
Temperature:25.3℃  
Operators:Zoe  
Test Date:2023-8-1

Range: 0 - 180DEG  
Interval: 1.0DEG  
Test System:EVERFINE GO-SPEX500\_V1 SYSTEM V2.00.416  
Humidity:65.0%  
Test Distance:3.160m [K=1.0000]  
Remarks: LAMP:CMA1306-0000-000N0U0A30G Ra:90  
LENS: PM-1084B 36R  
DRIVER: 9290 028 088 250mA  
30minutes warm-up

## UGR(Unified Glare Rating) Table

Test:U:220.13V I:0.0522A P:11.098W PF:0.9636 Freq:49.99Hz Lamp Flux:896.707x1 lm										
NAME: 2218.510-ACOT-97					TYPE:			WEIGHT:		
SPEC.: 3000K					DIM.:			SERIAL No.: 2308010958		
MFR.: RISE					SUR.: 0.001589625m2			Shielding Angle:		
ceiling/cavity	0.7	0.7	0.5	0.5	0.3	0.7	0.7	0.5	0.5	0.3
walls	0.5	0.3	0.5	0.3	0.3	0.5	0.3	0.5	0.3	0.3
working plane	0.2	0.2	0.2	0.2	0.2	0.2	0.2	0.2	0.2	0.2
Room dimensions	Viewed crosswise					Viewed endwise				
x = 2H y = 2H	15.3	16.1	15.5	16.3	16.4	16.2	16.9	16.4	17.1	17.3
3H	15.3	16.0	15.5	16.2	16.4	16.1	16.8	16.3	17.0	17.2
4H	15.2	15.9	15.5	16.1	16.3	16.1	16.7	16.3	17.0	17.2
6H	15.2	15.9	15.5	16.1	16.3	16.0	16.7	16.3	16.9	17.1
8H	15.2	15.8	15.5	16.1	16.3	16.0	16.6	16.3	16.9	17.1
12H	15.2	15.8	15.5	16.0	16.3	15.9	16.5	16.2	16.8	17.1
4H 2H	15.2	15.8	15.4	16.1	16.3	16.0	16.7	16.2	16.9	17.1
3H	15.1	15.7	15.4	16.0	16.2	15.9	16.5	16.2	16.8	17.0
4H	15.1	15.6	15.4	15.9	16.2	15.9	16.4	16.2	16.7	17.0
6H	15.1	15.6	15.5	15.9	16.3	15.9	16.4	16.3	16.7	17.0
8H	15.1	15.6	15.5	15.9	16.3	15.8	16.3	16.2	16.6	17.0
12H	15.1	15.5	15.5	15.9	16.3	15.8	16.2	16.2	16.6	17.0
8H 4H	15.0	15.4	15.4	15.8	16.2	15.8	16.2	16.2	16.6	17.0
6H	15.1	15.4	15.5	15.8	16.2	15.8	16.2	16.2	16.6	17.0
8H	15.1	15.4	15.5	15.8	16.3	15.7	16.1	16.2	16.5	16.9
12H	15.1	15.4	15.6	15.8	16.3	15.7	16.0	16.2	16.4	16.9
12H 4H	15.0	15.4	15.4	15.7	16.1	15.7	16.2	16.2	16.5	16.9
6H	15.0	15.3	15.5	15.8	16.2	15.8	16.1	16.2	16.5	16.9
8H	15.1	15.3	15.5	15.8	16.2	15.7	16.0	16.2	16.4	16.9
Variations with the observer position at spacings(CIE Pub.117):										
S = 1.0H	+ 2.4 / - 4.1					+ 3.0 / - 4.6				
1.5H	+ 4.3 / - 3.6					+ 4.9 / - 4.2				
2.0H	+ 3.4 / - 1.7					+ 4.4 / - 2.3				

CIE Pub.117, 896.7 lm Total Lamp Luminous Flux Correct (8log(F/F0) = -0.4)  
Area: 0.00158963 m2

C Range: 0 - 360DEG  
C Interval: 30.0DEG  
Test Speed: HIGH  
Temperature:25.3℃  
Operators:Zoe  
Test Date:2023-8-1

Range: 0 - 180DEG  
Interval: 1.0DEG  
Test System:EVERFINE GO-SPEX500\_V1 SYSTEM V2.00.416  
Humidity:65.0%  
Test Distance:3.160m [K=1.0000]  
Remarks: LAMP:CMA1306-0000-000N0U0A30G Ra:90  
LENS: PM-1084B 36R  
DRIVER: 9290 028 088 250mA  
30minutes warm-up



### UTILIZATION FACTORS TABLE

Test:U:220.13V I:0.0522A P:11.098W PF:0.9636 Freq:49.99Hz Lamp Flux:896.707x1 lm		
NAME: 2218.510-ACOT-97	TYPE:	WEIGHT:
SPEC.: 3000K	DIM.:	SERIAL No.: 2308010958
MFR.: RISE	SUR.: 0.001589625m2	Shielding Angle:

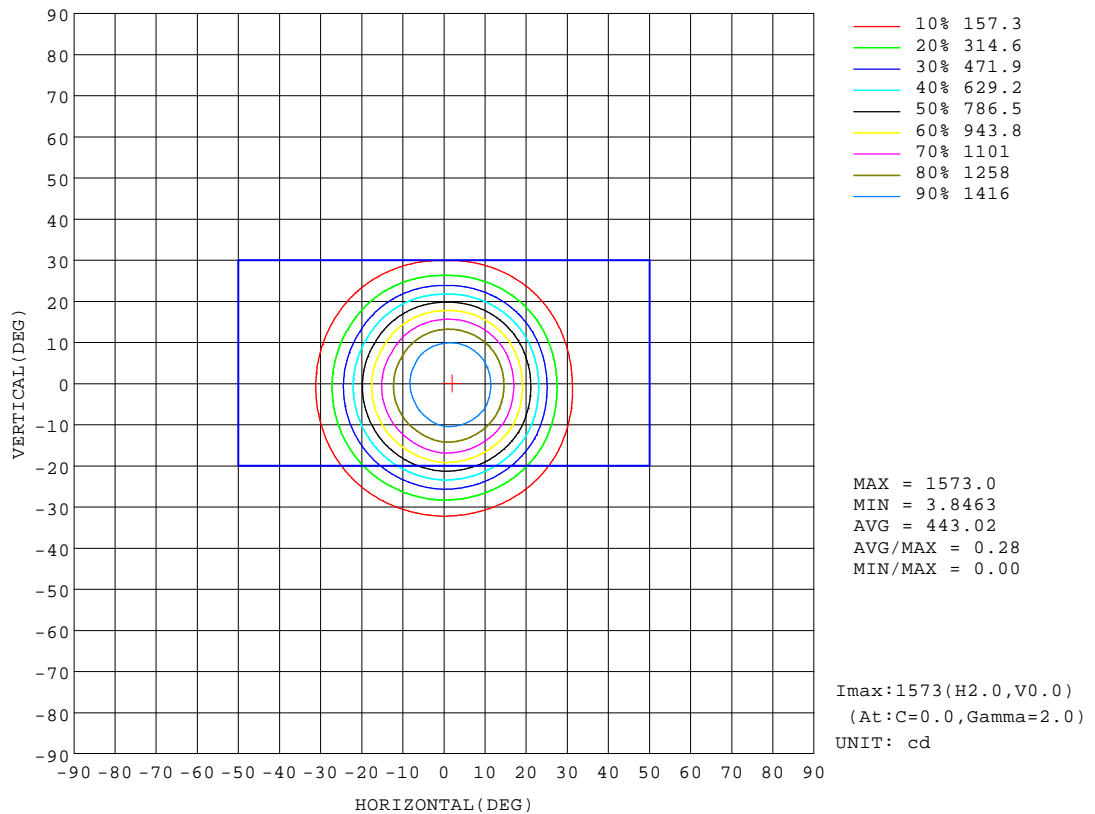
REFLECTANCE										
Ceiling	0.8	0.8	0.8	0.7	0.7	0.7	0.5	0.5	0.5	0
Walls	0.7	0.5	0.3	0.7	0.5	0.3	0.7	0.5	0.3	0
Working plane	0.2	0.2	0.2	0.2	0.2	0.2	0.2	0.2	0.2	0
ROOM INDEX	UTILIZATION FACTORS(PERCENT) $k(RI) \times RCR = 5$									
k = 0.60	75	70	67	74	70	67	74	69	67	64
0.80	81	76	73	80	76	73	79	75	73	70
1.00	84	80	77	83	79	77	82	79	76	73
1.25	87	83	80	86	83	80	85	82	79	76
1.50	89	86	83	88	85	83	86	84	82	78
2.00	91	88	85	90	87	85	88	85	83	79
2.50	92	89	87	91	88	86	89	86	85	80
3.00	94	91	89	92	90	88	89	88	86	81
4.00	95	93	91	93	92	90	91	89	88	82
5.00	96	94	93	94	93	92	91	90	89	83
ROOM INDEX	UF(total)									Direct
According to DIN EN 13032-2 2004			Suspended					SHRNOM = 1.25		

C Range: 0 - 360DEG  
C Interval: 30.0DEG  
Test Speed: HIGH  
Temperature:25.3℃  
Operators:Zoe  
Test Date:2023-8-1

Range: 0 - 180DEG  
Interval: 1.0DEG  
Test System:EVERFINE GO-SPEX500\_V1 SYSTEM V2.00.416  
Humidity:65.0%  
Test Distance:3.160m [K=1.0000]  
Remarks: LAMP:CMA1306-0000-000N0U0A30G Ra:90  
LENS: PM-1084B 36R  
DRIVER: 9290 028 088 250mA  
30minutes warm-up

## ISOCANDELA DIAGRAM

Test:U:220.13V I:0.0522A P:11.098W PF:0.9636 Freq:49.99Hz Lamp Flux:896.707x1 lm		
NAME: 2218.510-ACOT-97	TYPE:	WEIGHT:
SPEC.: 3000K	DIM.:	SERIAL No.: 2308010958
MFR.: RISE	SUR.: 0.001589625m2	Shielding Angle:

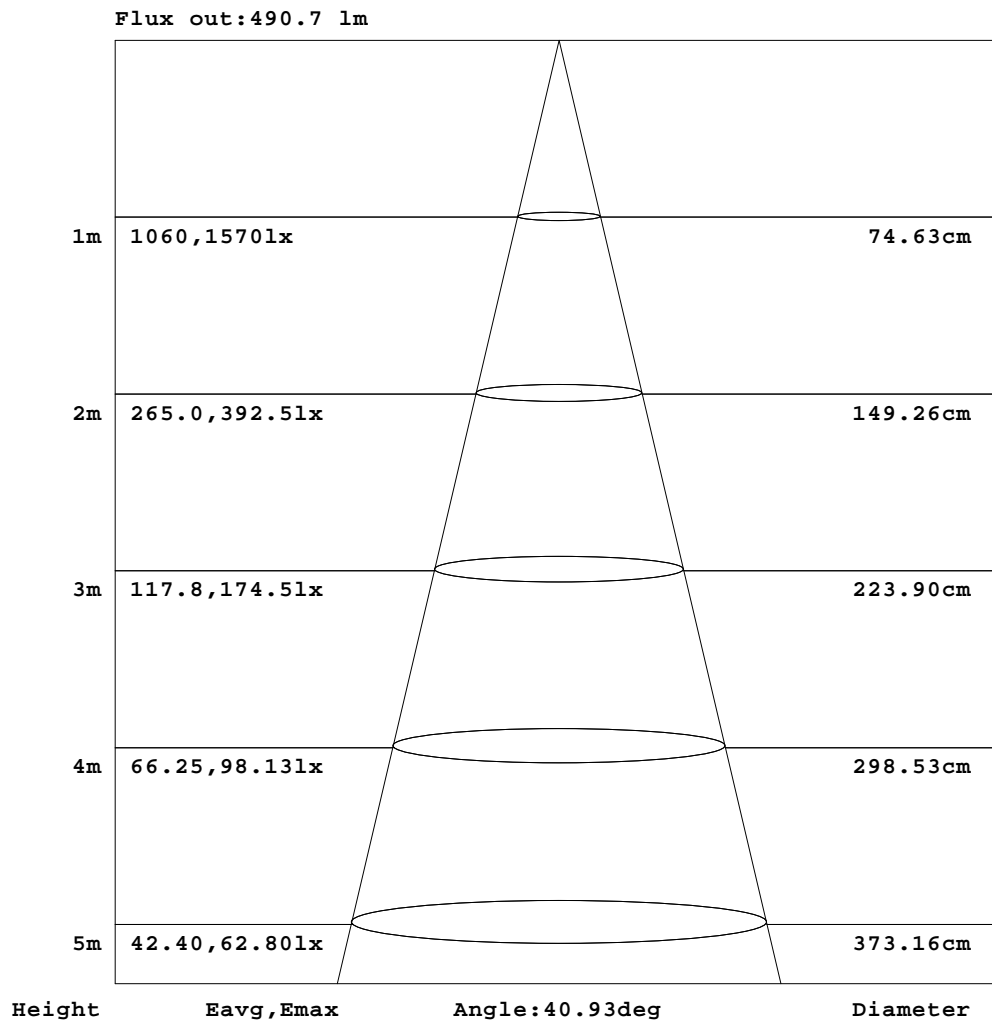


C Range: 0 - 360DEG  
C Interval: 30.0DEG  
Test Speed: HIGH  
Temperature:25.3℃  
Operators:Zoe  
Test Date:2023-8-1

Range: 0 - 180DEG  
Interval: 1.0DEG  
Test System:EVERFINE GO-SPEX500\_V1 SYSTEM V2.00.416  
Humidity:65.0%  
Test Distance:3.160m [K=1.0000]  
Remarks: LAMP:CMA1306-0000-000N0U0A30G Ra:90  
LENS: PM-1084B 36R  
DRIVER: 9290 028 088 250mA  
30minutes warm-up

## AAI Figure

Test:U:220.13V I:0.0522A P:11.098W PF:0.9636 Freq:49.99Hz Lamp Flux:896.707x1 lm		
NAME: 2218.510-ACOT-97	TYPE:	WEIGHT:
SPEC.: 3000K	DIM.:	SERIAL No.: 2308010958
MFR.: RISE	SUR.: 0.001589625m2	Shielding Angle:



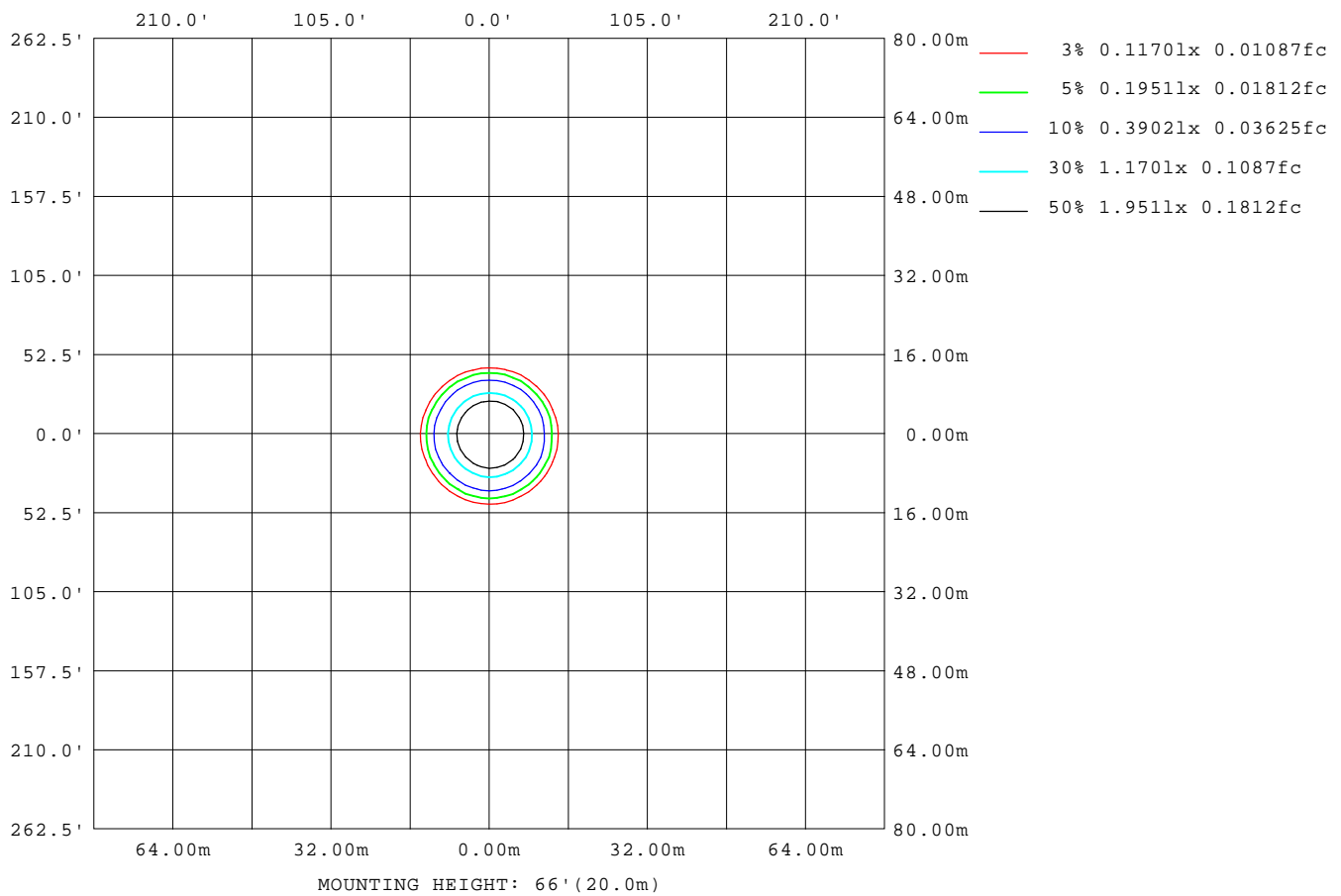
Note:The Curves indicate the illuminated area and the average illumination when the luminaire is at different distance.

C Range: 0 - 360DEG  
C Interval: 30.0DEG  
Test Speed: HIGH  
Temperature:25.3℃  
Operators:Zoe  
Test Date:2023-8-1

Range: 0 - 180DEG  
Interval: 1.0DEG  
Test System:EVERFINE GO-SPEX500\_V1 SYSTEM V2.00.416  
Humidity:65.0%  
Test Distance:3.160m [K=1.0000]  
Remarks: LAMP:CMA1306-0000-000N0U0A30G Ra:90  
LENS: PM-1084B 36R  
DRIVER: 9290 028 088 250mA  
30minutes warm-up

## ISOLUX DIAGRAM

Test:U:220.13V I:0.0522A P:11.098W PF:0.9636 Freq:49.99Hz Lamp Flux:896.707x1 lm		
NAME: 2218.510-ACOT-97	TYPE:	WEIGHT:
SPEC.: 3000K	DIM.:	SERIAL No.: 2308010958
MFR.: RISE	SUR.: 0.001589625m2	Shielding Angle:



C Range: 0 - 360DEG  
C Interval: 30.0DEG  
Test Speed: HIGH  
Temperature:25.3°C  
Operators:Zoe  
Test Date:2023-8-1

Range: 0 - 180DEG  
Interval: 1.0DEG  
Test System:EVERFINE GO-SPEX500\_V1 SYSTEM V2.00.416  
Humidity:65.0%  
Test Distance:3.160m [K=1.0000]  
Remarks: LAMP:CMA1306-0000-000N0U0A30G Ra:90  
LENS: PM-1084B 36R  
DRIVER: 9290 028 088 250mA  
30minutes warm-up

## LED Avg.L Report

Test:U:220.13V I:0.0522A P:11.098W PF:0.9636 Freq:49.99Hz Lamp Flux:896.707x1 lm		
NAME: 2218.510-ACOT-97	TYPE:	WEIGHT:
SPEC.: 3000K	DIM.:	SERIAL No.: 2308010958
MFR.: RISE	SUR.: 0.001589625m2	Shielding Angle:

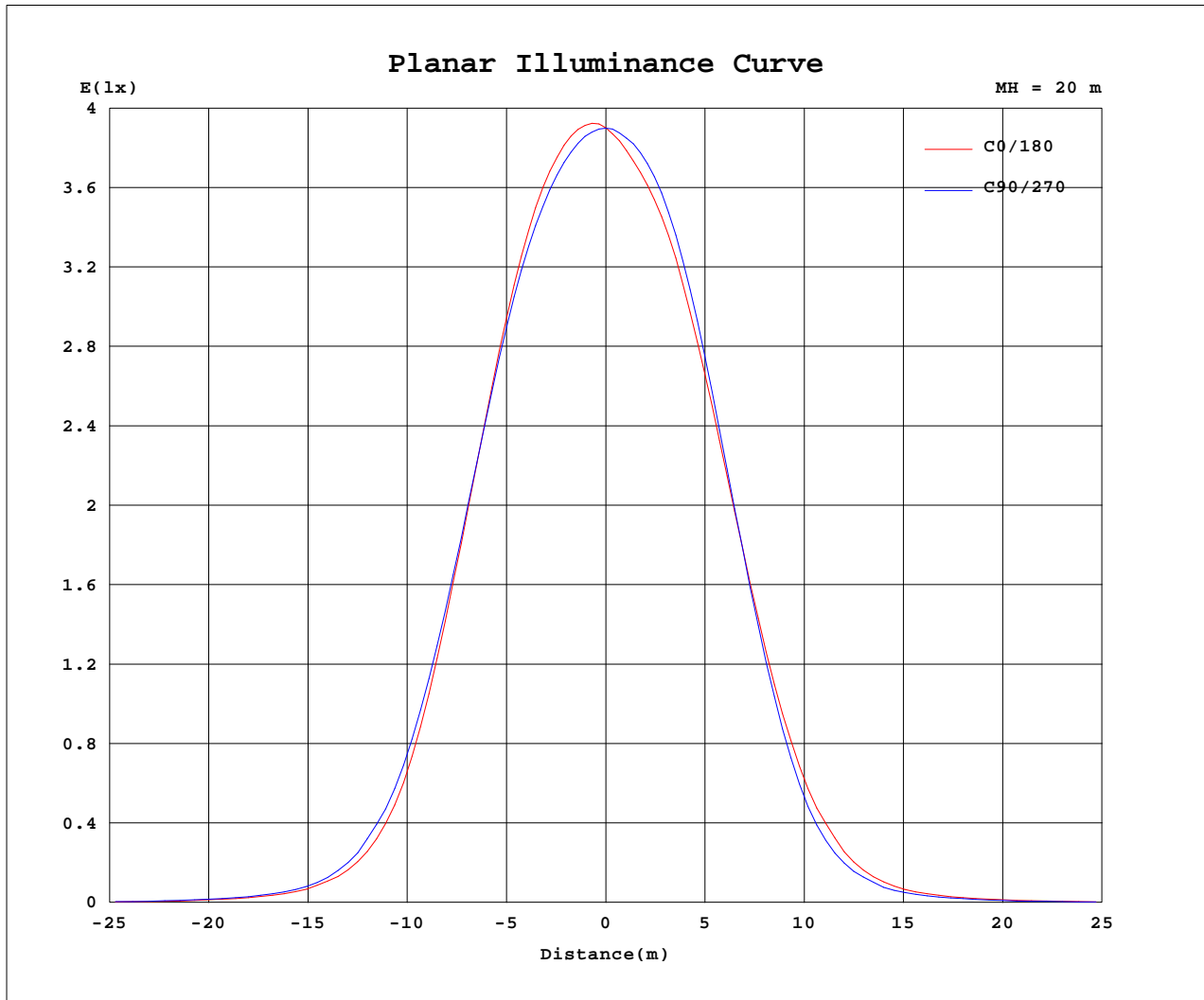
AvgL	cd/m2
L_0~180(65)av	3180
L_0~180(75)av	2872
L_0~180(85)av	3740
L_90~270(65)av	3273
L_90~270(75)av	2810
L_90~270(85)av	196
L_45(65)av	3230
L_45(75)av	2870
L_45(85)av	204

Standard: GB/T 29293-2012

C Range: 0 - 360DEG  
C Interval: 30.0DEG  
Test Speed: HIGH  
Temperature:25.3℃  
Operators:Zoe  
Test Date:2023-8-1

Range: 0 - 180DEG  
Interval: 1.0DEG  
Test System:EVERFINE GO-SPEX500\_V1 SYSTEM V2.00.416  
Humidity:65.0%  
Test Distance:3.160m [K=1.0000]  
Remarks: LAMP:CMA1306-0000-000N0U0A30G Ra:90  
LENS: PM-1084B 36R  
DRIVER: 9290 028 088 250mA  
30minutes warm-up

## Planar Illuminance Curve



C Range: 0 - 360DEG  
 C Interval: 30.0DEG  
 Test Speed: HIGH  
 Temperature: 25.3 °C  
 Operators: Zoe  
 Test Date: 2023-8-1

Range: 0 - 180DEG  
 Interval: 1.0DEG  
 Test System: EVERFINE GO-SPEX500\_V1 SYSTEM V2.00.416  
 Humidity: 65.0%  
 Test Distance: 3.160m [K=1.0000]  
 Remarks: LAMP: CMA1306-0000-000N0U0A30G Ra:90  
 LENS: PM-1084B 36R  
 DRIVER: 9290 028 088 250mA  
 30minutes warm-up



## LUMINOUS DISTRIBUTION INTENSITY DATA

Test:U:220.13V I:0.0522A P:11.098W PF:0.9636 Freq:49.99Hz Lamp Flux:896.707x1 lm		
NAME: 2218.510-ACOT-97	TYPE:	WEIGHT:
SPEC.: 3000K	DIM.:	SERIAL No.: 2308010958
MFR.: RISE	SUR.: 0.001589625m2	Shielding Angle:

Table--1

UNIT: cd

C(DEG) (DEG)	0	30	60	90	120	150	180	210	240	270	300	330						
0	1560	1560	1560	1560	1560	1560	1560	1560	1560	1560	1560	1560						
5	1561	1558	1544	1529	1507	1489	1487	1494	1510	1528	1550	1563						
10	1465	1472	1448	1428	1392	1369	1359	1356	1381	1408	1439	1459						
15	1233	1247	1235	1218	1165	1133	1109	1086	1112	1141	1183	1220						
20	872	906	895	886	835	799	775	744	754	766	808	849						
25	476	517	518	521	486	459	437	403	398	391	421	453						
30	197	231	231	243	221	212	200	174	163	154	170	186						
35	79.3	87.7	89.6	93.2	88.2	81.0	75.8	69.5	59.9	56.5	63.3	73.3						
40	33.4	37.0	38.1	39.4	37.4	35.3	32.8	29.2	27.0	25.7	27.7	30.8						
45	15.7	18.0	18.6	19.7	18.5	17.7	16.1	14.3	13.2	12.4	13.2	14.6						
50	7.02	7.74	8.74	9.00	9.23	8.22	7.65	7.09	6.68	6.35	6.37	6.74						
55	4.40	4.81	5.16	5.46	5.40	5.12	4.93	4.59	4.31	4.06	4.10	4.28						
60	2.83	3.04	3.27	3.42	3.37	3.25	3.16	3.01	2.90	2.78	2.77	2.80						
65	2.01	2.15	2.29	2.36	2.36	2.31	2.26	2.18	2.12	2.04	1.97	1.97						
70	1.45	1.54	1.62	1.64	1.70	1.66	1.63	1.54	1.47	1.42	1.39	1.42						
75	1.12	1.18	1.24	1.23	1.29	1.27	1.25	1.18	1.12	1.08	1.06	1.08						
80	0.88	0.91	0.73	0.72	0.87	1.00	0.99	0.92	0.72	0.55	0.58	0.80						
85	0.45	0.06	0.01	0.03	0.01	0.19	0.58	0.11	0.01	0.03	0.01	0.01						
90	0.00	0.00	0.00	0.00	0.00	0.00	0.00	0.00	0.00	0.00	0.00	0.00						
95	0.00	0.00	0.00	0.00	0.00	0.00	0.00	0.00	0.00	0.00	0.00	0.00						
100	0.00	0.00	0.00	0.00	0.00	0.00	0.00	0.00	0.00	0.00	0.00	0.00						
105	0.00	0.00	0.00	0.00	0.00	0.00	0.00	0.00	0.00	0.00	0.00	0.00						
110	0.00	0.00	0.00	0.00	0.00	0.00	0.00	0.00	0.00	0.00	0.00	0.00						
115	0.00	0.00	0.00	0.00	0.00	0.00	0.00	0.00	0.00	0.00	0.00	0.00						
120	0.00	0.00	0.00	0.00	0.00	0.00	0.00	0.00	0.00	0.00	0.00	0.00						
125	0.00	0.00	0.00	0.00	0.00	0.00	0.00	0.00	0.00	0.00	0.00	0.00						
130	0.00	0.00	0.00	0.00	0.00	0.00	0.00	0.00	0.00	0.00	0.00	0.00						
135	0.00	0.00	0.00	0.00	0.00	0.00	0.00	0.00	0.00	0.00	0.00	0.00						
140	0.00	0.00	0.00	0.00	0.00	0.00	0.00	0.00	0.00	0.00	0.00	0.00						
145	0.00	0.00	0.00	0.00	0.00	0.00	0.00	0.00	0.00	0.00	0.00	0.00						
150	0.00	0.00	0.00	0.00	0.00	0.00	0.00	0.00	0.00	0.00	0.00	0.00						
155	0.00	0.00	0.00	0.00	0.00	0.00	0.00	0.00	0.00	0.00	0.00	0.00						
160	0.00	0.00	0.00	0.00	0.00	0.00	0.00	0.00	0.00	0.00	0.00	0.00						
165	0.00	0.00	0.00	0.00	0.00	0.00	0.00	0.00	0.00	0.00	0.00	0.00						
170	0.00	0.00	0.00	0.00	0.00	0.00	0.00	0.00	0.00	0.00	0.00	0.00						
175	0.00	0.00	0.00	0.00	0.00	0.00	0.00	0.00	0.00	0.00	0.00	0.00						
180	0.00	0.00	0.00	0.00	0.00	0.00	0.00	0.00	0.00	0.00	0.00	0.00						

C Range: 0 - 360DEG  
C Interval: 30.0DEG  
Test Speed: HIGH  
Temperature:25.3℃  
Operators:Zoe  
Test Date:2023-8-1

Range: 0 - 180DEG  
Interval: 1.0DEG  
Test System:EVERFINE GO-SPEX500\_V1 SYSTEM V2.00.416  
Humidity:65.0%  
Test Distance:3.160m [K=1.0000]  
Remarks: LAMP:CMA1306-0000-000N0U0A30G Ra:90  
LENS: PM-1084B 36R  
DRIVER: 9290 028 088 250mA  
30minutes warm-up